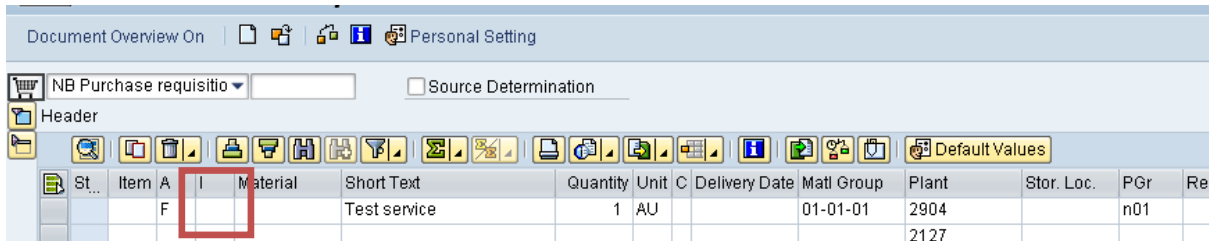


Service PR in non local currency – a simple technique

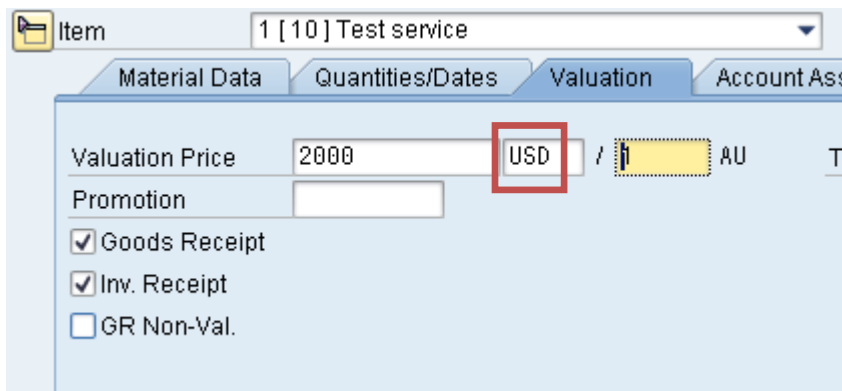
SAP does not allow changing the currency in the services / limits tab for a service PR. Hence the following steps need to be followed to make the service PR effectively when the valuation is not in the local currency (INR for India).

Assuming the required currency is USD and limits have been maintained, and the purchase is made against an internal order (account assignment F)

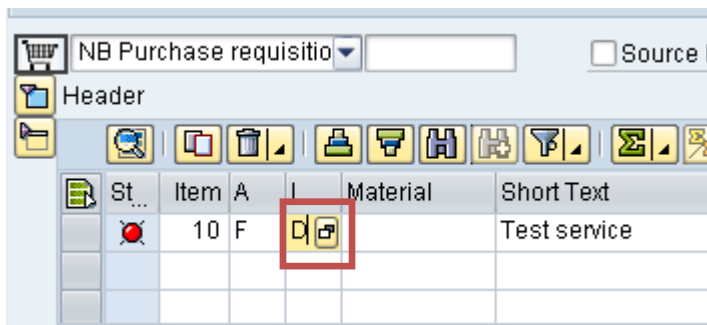
Create PR normally using ME51N, but without item category D. provide quantity as 1 AU.



Press enter. The system will ask for the GL account / internal order. Ignore this part and go to valuation tab.



Enter the valuation price in the required currency and press enter.



Now change the item category to D and press enter. The system will ask you to maintain services or limits.

Go to the limits tab (or the services tab, as the case might be), and enter the values (the required currency will be shown).

Item 1 [10] Test service

Services Limits Material Data Quantities/Dates Val

Overall Limit 2000 USD No limit

Expected value 2000

Contract limits Other limit

Contract	Item	N..	Limit	Short text
		<input type="checkbox"/>		

Save the order after entering the GL account / order number, as usual.